



LUXURY BESPOKE MOTORHOMES



EURO-TREKA RANGE



www.moto-trek.co.uk



ABOUT US...

After many successful years as the market leader producing high quality luxury vehicles for the equestrian and motorsport markets, we are now proud to introduce our exclusive range of hand built, luxury motorhomes.

We are also able to design and build specialist motorhomes, including motorhomes with wheelchair lifts, wide access doors and easy access bathrooms etc.

We are an award winning manufacturer and our factories are ISO 9001 accredited, to ensure consistent quality, our vehicles are also fully type approved to European standards for added peace of mind.

We are 100% dedicated to producing your perfect motorhome. Talk to us today about your requirements and start your journey to a life of leisure.






EURO-TREKA

Luxurious Living

Euro-Treka is our flagship model range, with the same handbuilt high quality finish as our other models but with the benefit of American RV style slide out sides.

Built on an AL-KO chassis with a brand new Peugeot cab offering superb handling on the road with variable power steering, adjustable seating and steering wheel positions giving all round visibility, Euro-Treka is the ideal choice for both short and long trips away.





EURO-TREKA I





EURO-TREKA II





LIVING

The Euro-Treka has the best of both worlds, a good usable interior space, then at the touch of a button the interior is transformed into a vast living area with our slide out sides.





KITCHEN

Practicality is key to any motorhome layout, our Euro-Treka range offers spacious well appointed kitchen spaces and are complete with all modern conveniences.

With our team of designers we will work to create the ideal kitchen, making use of all available space to give you exactly what you need, you can even choose the size of your fridge.





SLEEPING

Sumptuous memory foam mattresses are a standard on the Euro-Treka range, ensuring a great nights sleep or giving you somewhere to relax and unwind whilst reading a book or watching TV.





INNOVATIVE DESIGN

Clever design & maximum storage space.
Every inch of space is optimised.
Gas strut assisted under bench and bed
storage to allow ease of access.



COSY HIDE-AWAY


Our spacious over cab sleeping pod is ideal for both adults or children offering a comfortable additional bed. Can be easily pushed out of the way with one hand with our gas strut assisted supports.





WASHROOMS

All Euro-Treka models have the benefit of a separate shower with LED lighting and a generous toilet compartment with vanity unit and ample storage for your toiletries.



EURO-TREKA | Specification

CAB AND BODY

- Peugeot Boxer 150 bhp 2.2 HDi
- 6 Speed Euro 5
- AL-KO Chassis
- Electric Windows
- Electric Mirrors
- Heated Mirrors
- Radio CD Player with Steering Wheel Controls
- Alloy Wheels
- Metallic Paint
- Swivel Seats with Twin Arm rests
- Cab Blinds
- Front Mud Flaps
- Remote Central Locking
- EBD (Electronic Brake Distribution)
- Spare Wheel
- Daytime Running Lights
- Electric Entrance Step
- Awning Light
- Flush fitting Windows
- Single or Twin Slide Outs
- Moulded front Sleeper Pod or Low-Line Pod with Sunroof
- Entrance Door with Window and Waste Bin

HEATING AND PLUMBING

- Truma Combi 4e Heating & Hot Water System
- 120L Fresh Water Tank
- 100L Waste Water Tank
- 25L Gas Tank (LPG)
- Water Pump

ELECTRICAL

- Mains Hook Up
- Up to 6x 230v Sockets inc Power Dock in Kitchen
- 2x 12v Sockets

- Control Panel & Electrical System
- 2x 100ah Leisure Battery
- 2x TV/DVD with Digital Aerial
- LED Lighting throughout with Blue Night lighting

KITCHEN

- 3 Gas Burner Hob
- Gas Oven/Grill
- Sink with Mixer tap
- 90L Fridge with Freezer compartment
- Power Dock
- Worksurface Extension
- Cutlery Drawer
- Microwave
- Wine Rack
- Acrylic Splash Back

WASHROOM

- Full Separate Shower with Bi-Fold Door and LED Lighting
- Toilet Compartment with Vanity Unit
- Thetford Cassette Toilet with Electric Flush

FITTING OUT

- Cassette Blinds on all Windows
- HEKI Roof light over front area and rear
- High Gloss Interior Wood Finish
- Fire Extinguisher
- Smoke Alarm
- Carbon Monoxide Detector
- Removable Carpets
- Choice of 3 Fabric or 3 Leather Finishes
- Choice of 5 Wood Combinations

Optional Extras

- **PREMIUM PACK**
 - Cab air conditioning
 - Cruise control
 - Fog lights
 - Passenger air bag
 - Bluetooth
- **DELUXE PACK**
 - Solar Panel
 - Tracker
 - Colour coded Awning
 - Reversing Camera
- Automatic Gear Box (Fiat Only)
- 180 3.0L Engine Upgrade
- Towbar
- External Aerial Point
- External BBQ point
- Oyster Satellite System
- 179L Fridge Freezer
- Habitation Air Conditioning
- Underfloor Safe
- 55L LPG Tank Upgrade



CRUISE CONTROL



PASSENGER AIR BAG



OPTIONAL AIR CONDITIONING

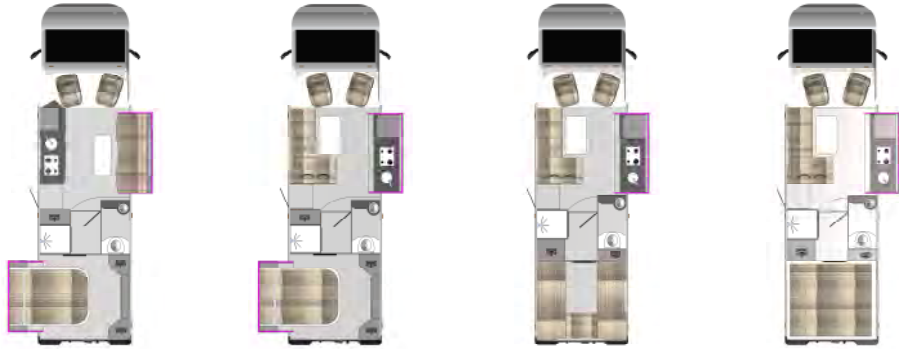
Upholstery Options

We offer a choice of leather or fabric to customise your motorhome. (Swatches available)

Ask a member of our sales team for details.

Weights & Dimensions

We offer a range of standard layouts to suit most customer requirements, but our design team are happy to discuss any special requirements.



Berths	3/4	3/4	3/4	2/4
Seat Belts	2	3/4	3/4	2/3/4
Engine	150bhp	150bhp	150bhp	150bhp
Overall length	8.00m / 26'3"	8.00m / 26'3"	8.00m / 26'3"	8.00m / 26'3"
Overall width (mirrors folded)	2.26m / 7'4"	2.26m / 7'4"	2.26m / 7'4"	2.26m / 7'4"
Overall width (mirrors extended)	2.51m / 8'2"	2.51m / 8'2"	2.51m / 8'2"	2.51m / 8'2"
Overall height (incl TV aerial)	3.20m / 10'5"	3.20m / 10'5"	3.20m / 10'5"	3.20m / 10'5"
Maximum permissible laden mass	4500kg	4500kg	4500kg	4500kg
Mass in running order**	3900kg	3900kg	3800kg	3800kg
Maximum user payload*	600kg	600kg	700kg	700kg
Maximum towing weight***	1500kg	1500kg	1500kg	1500kg

* The Maximum User Payload includes:


- Conventional load, is allowance for passengers.
- Essential habitation equipment includes items and/or fluids required for safe and proper functioning of the habitation equipment.
- Optional equipment is items available from the manufacturer over and above the standard specification.
- Personal effects, items not effected by the above.

** The Mass in Running Order is the mass of the unladen vehicle including a 75kg allowance for the driver plus engine coolants and 90% of the fuel, gas and water tanks capacity.

*** The Maximum Towing Weight must not be exceeded, please consult with your dealer for more detailed information on towing.

Interior Finish Options

We offer a choice of high gloss interior finish providing the ultimate style and comfort for your motorhome.



Cream
High Gloss

Mirocossa Pear
High Gloss

Cherry Luce
High Gloss

Bright Walnut
High Gloss

Portofina Cherry
Satin

Paint Finish Options

Choose your exterior paint colours from the following which include co-ordinating graphics.



Bali Blue & Aluminium Silver



Aluminium Silver & Azzuro Blue



Golden White & Aluminium Silver



Azzuro Blue & Aluminium Silver



Graphite Grey & Aluminium Silver



Ruby Red & Aluminium Silver

EURO-TREKA II Specification

CAB AND BODY

- Peugeot Boxer 150 bhp 2.2 HDi 6 Speed Euro 5
- AL-KO Chassis
- Electric Windows
- Electric Mirrors
- Heated Mirrors
- Radio CD Player with Steering Wheel Controls
- Alloy Wheels
- Metallic Paint
- Swivel Seats with Twin Arm rests
- Cab Blinds
- Front Mud Flaps
- Remote Central Locking
- EBD (Electronic Brake Distribution)
- Spare Wheel
- Daytime Running Lights
- Electric Entrance Step
- Awning Light
- Flush fitting Windows
- Single or Twin Slide Outs
- Moulded front Sleeper Pod or Low-Line Pod with Sunroof
- Entrance Door with Window and Waste Bin
- Large External Storage Lockers

HEATING AND PLUMBING

- Truma Combi 4e Heating & Hot Water System
- 120L Fresh Water Tank
- 100L Waste Water Tank
- 25L Gas Tank (LPG)
- Water Pump

ELECTRICAL

- Mains Hook Up
- Up to 6x 230v Sockets inc Power Dock in Kitchen

- 2x 12v Sockets
- Control Panel & Electrical System
- 2x 100ah Leisure Battery
- 2x TV/DVD with Digital Aerial
- LED Lighting throughout with Blue Night lighting

KITCHEN

- 3 Gas Burner Hob
- Gas Oven/Grill
- Sink with Mixer tap
- 90L Fridge with Freezer compartment
- Power Dock
- Worksurface Extension
- Cutlery Drawer
- Microwave
- Wine Rack
- Acrylic Splash Back

WASHROOM

- Full Separate Shower with Bi-Fold Door and LED Lighting
- Toilet Compartment with Vanity Unit
- Thetford Cassette Toilet with Electric Flush

FITTING OUT

- Underfloor Storage Compartment
- Cassette Blinds on all Windows
- HEKI Roof light over front area and rear
- High Gloss Interior Wood Finish
- Fire Extinguisher
- Smoke Alarm
- Carbon Monoxide Detector
- Removable Carpets
- Choice of 3 Fabric or 3 Leather Finishes
- Choice of 5 Wood Combinations

Optional Extras

- **PREMIUM PACK**
 - Cab air conditioning
 - Cruise control
 - Fog lights
 - Passenger air bag
 - Bluetooth
- **DELUXE PACK**
 - Solar Panel
 - Tracker
 - Colour coded Awning
 - Reversing Camera
- Automatic Gear Box (Fiat Only)
- 180 3.0L Engine Upgrade
- Towbar
- External Aerial Point
- External BBQ point
- Oyster Satellite System
- 179L Fridge Freezer
- Habitation Air Conditioning
- Underfloor Safe
- 55L LPG Tank Upgrade



Warranty - Peugeot

Our Motorhome all benefit from a full Peugeot 3 Year 100,000 mile warranty provided by the Peugeot Dealer Network in the UK.

Peugeot Assistance - All new Peugeot Motorhomes come with a 12 month Peugeot Assistance breakdown cover including European cover, roadside assistance, vehicle recovery and a free replacement car or hotel accommodation if required (Terms & Conditions apply)

Warranty - Moto-Trek

Our Euro-Treka range is covered by our 3 Year habitation warranty, giving you complete peace of mind (Terms & Conditions apply)

FOG LIGHTS



Upholstery Options

We offer a choice of leather or fabric to customise your motorhome. (Swatches available)

Ask a member of our sales team for details.

Weights & Dimensions

We offer a range of standard layouts to suit most customer requirements, but our design team are happy to discuss any special requirements.



Berths	3/4	3/4	3/4	3/4	3/4	2/4
Seat Belts	3/4	3/4	3/4	3/4	2	2/3/4
Engine	150bhp	150bhp	150bhp	150bhp	150bhp	150bhp
Overall length	8.7m / 28'5"	8.7m / 28'5"	8.7m / 28'5"	8.7m / 28'5"	8.7m / 28'5"	8.7m / 28'5"
Overall width (mirrors folded)	2.26m / 7'4"	2.26m / 7'4"	2.26m / 7'4"	2.26m / 7'4"	2.26m / 7'4"	2.26m / 7'4"
Overall width (mirrors extended)	2.51m / 8'2"	2.51m / 8'2"	2.51m / 8'2"	2.51m / 8'2"	2.51m / 8'2"	2.51m / 8'2"
Overall height (incl TV aerial)	3.2m / 10'5"	3.2m / 10'5"	3.2m / 10'5"	3.2m / 10'5"	3.2m / 10'5"	3.2m / 10'5"
Maximum permissible laden mass	5000kg	5000kg	5000kg	5000kg	5000kg	5000kg
Mass in running order**	4300kg	4300kg	4400kg	4300kg	4300kg	4300kg
Maximum user payload*	700kg	700kg	600kg	700kg	700kg	700kg
Maximum towing weight***	1600kg	1600kg	1600kg	1600kg	1600kg	1600kg

* The Maximum User Payload includes:


- Conventional load, is allowance for passengers.
- Essential habitation equipment includes items and/or fluids required for safe and proper functioning of the habitation equipment.
- Optional equipment is items available from the manufacturer over and above the standard specification.
- Personal effects, items not effected by the above.

** The Mass in Running Order is the mass of the unladen vehicle including a 75kg allowance for the driver plus engine coolants and 90% of the fuel, gas and water tanks capacity.

*** The Maximum Towing Weight must not be exceeded, please consult with your dealer for more detailed information on towing.

Interior Finish Options

We offer a choice of high gloss interior finish providing the ultimate style and comfort for your motorhome.



Cream
High Gloss

Mirocossa Pear
High Gloss

Cherry Luce
High Gloss

Bright Walnut
High Gloss

Portofino Cherry
Satin

Paint Finish Options

Choose your exterior paint colours from the following which include co-ordinating graphics.



Bali Blue & Aluminium Silver



Aluminium Silver & Azzuro Blue



Golden White & Aluminium Silver



Azzuro Blue & Aluminium Silver



Graphite Grey & Aluminium Silver



Ruby Red & Aluminium Silver



For further details contact our experienced motorhome sales team:

MOTO-TREK Ltd
 Unit BL2, Bent Ley Industrial Estate
 Bentley Road
 Meltham
 Holmfirth
 HD9 4AP
 United Kingdom

Tel: +44 (0)1484 852121
Email: info@moto-trek.co.uk
www.moto-trek.co.uk



Due to different materials and surface finishes exact colour matches cannot be guaranteed.

This brochure does not constitute an offer by Moto-Trek Limited. It is the policy of Moto-Trek Limited to seek to continually improve our vehicles in every way and so whilst every effort has been made to ensure the details set out in this brochure were correct at the time of going to press, we are unable to guarantee that no changes in specification have subsequently taken place.

We therefore reserve the right to alter the specifications and price at any time without notice. Each vehicle is designed to optimise the seating and sleeping capabilities with a variety of potential configurations for our customers. It is the responsibility of the customer to select the proper combinations of loads and dimensions without exceeding the individual axle or gross weights of the vehicle. Moto-Trek® is a registered trademark of Moto-Trek Limited.

All props are for photographic purposes only and not included in the specification.